



Perfecting the Air



DIRECT AIR BLOW



DUCT CONNECTION



DUCT TYPE



OUTDOOR UNIT

FLOOR STANDING TYPE

# INVERTER AIR COOLED PACKAGED AIR CONDITIONERS

FLOOR STANDING TYPE  
DUCT TYPE

BBAIR  
GROUP  
[www.bbairstading.com](http://www.bbairstading.com)

**R-410A**

COOLING ONLY 50Hz

**INVERTER**










# Inverter Packaged Air Conditioner Line Up for Factories and Offices

## Product Line Up **R-410A**

### FLOOR STANDING TYPE

### Cooling only

50Hz

Capacity		kW	20.5	26.4	41.0	49.8
		Btu/h	74,000	96,000	150,000	176,000
FLOOR STANDING TYPE	DIRECT AIR BLOW <small>Specifications Page 5</small>					
			FVGR08PV2S	FVGR10PV2S		
FLOOR STANDING TYPE	DUCT CONNECTION <small>Specifications Page 5</small>					
				FVPR10PY2S	FVPR15PY2S	FVPR18PY2S
OUTDOOR UNIT						
			RZUR08PY2S	RZUR10PY2S	RZUR15PY2S	RZUR18PY2S

**BBAIR GROUP**  
www.bbairtrading.com

### DUCT TYPE

### Cooling only

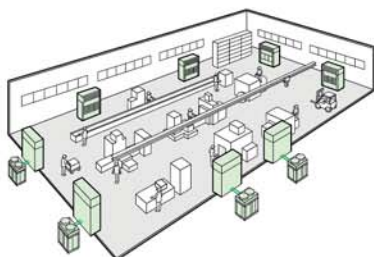
50Hz

Capacity		kW	20.5	26.4	41.0	49.8
		Btu/h	74,000	96,000	150,000	176,000
DUCT TYPE <small>Specifications Page 6</small>						
			FDR08PY2S	FDR10PY2S	FDR15PY2S	FDR18PY2S
OUTDOOR UNIT						
			RZUR08PY2S	RZUR10PY2S	RZUR15PY2S	RZUR18PY2S

### DIRECT AIR BLOW

#### Direct air blow from indoor unit with plenum

- Comfortable factory air conditioning using multiple indoor units installed in accordance with the space.
- Installation is next to walls, so units will not affect the factory layout even if the changes are made.

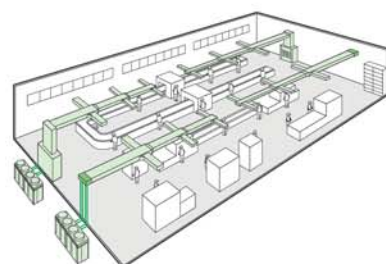


### DUCT CONNECTION DUCT TYPE

#### Air blow via connected ducts

- Comfortable air conditioning of the entire factory by connecting a blow duct at the top of the indoor unit.

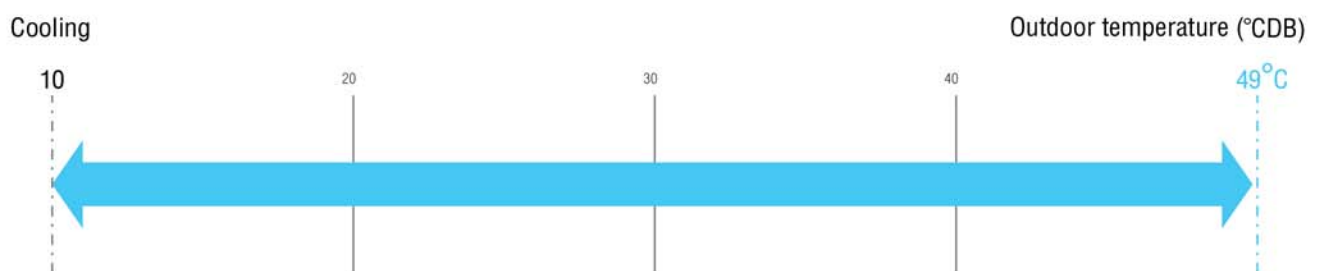
Note: Ducts to be procured locally.







## ■ Extended operation range up to 49°C

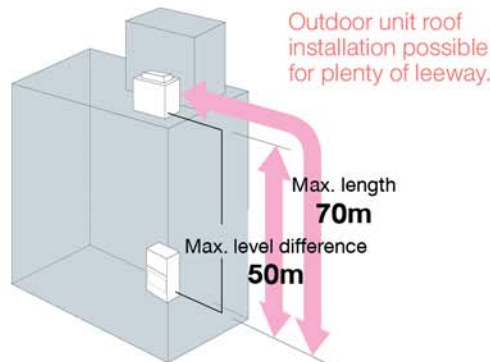


Note: When outdoor temperature falls below 10°C , the thermostat shuts OFF, the outdoor unit stops, and operation switches from cooling to fan operation.

# Design flexibility

## Designed for long refrigerant piping

70 m maximum length and 50 m maximum level difference to cover medium- and large-scale building needs.



## High external static pressure

The outdoor unit has been achieved high external static pressure up to 78.4 Pa, ensuring the efficient heat dissipation and stable operation of equipment in either hierarchical or intensive arrangement.



## Nighttime quiet operation function

The nighttime quiet operation function automatically suppresses the nighttime operating sound by reducing operation capacity to maintain the quiet environment of the neighborhood. Three selectable modes are available depending on the required level.

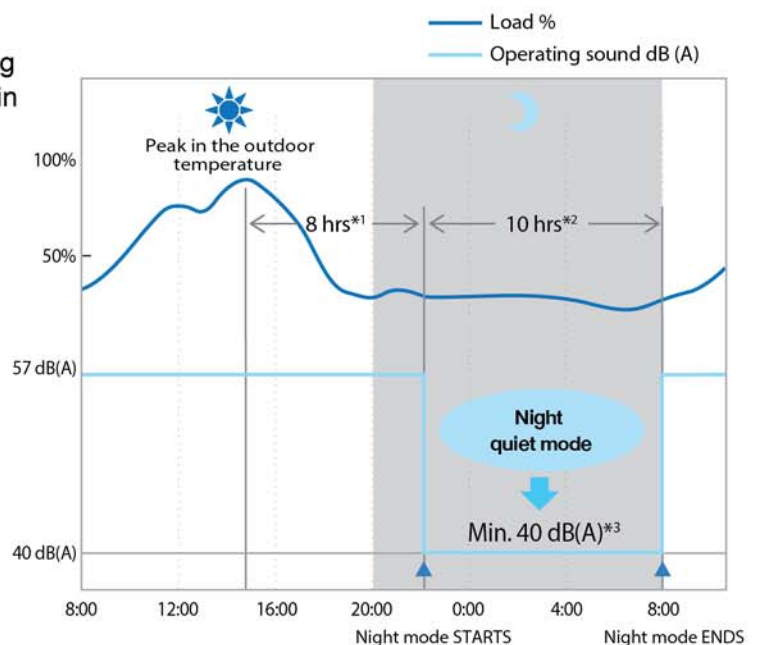
\*1. Initial setting is 8 hours. Can be selected from 6, 8 and 10 hours.

\*2. Initial setting is 9 hours. Can be selected from 8, 9 and 10 hours.

\*3. In case of RZUR10PY2S.

Notes: • This function is available in setting at site.

- The operating sound in quiet operation mode is the actual value measured by our company.
- The relationship of outdoor temperature (load) and time shown above is just an example.



# Reliability

## Backup operation function



## Centralized management system extension

Centralized management can integrate with D-BACS system with high speed data transfer. Centralized control is now available when using with Inverter packaged air conditioners. Display of air filter cleaning times and self-inspection function for simple maintenance.

High efficiency integrated control

**Intelligent Touch Manager**

Lighting and ventilation control, energy use can be monitored and managed by one controller.

10.4 inch width touch screen



## Enhanced varieties of factory modification

○ Standard model  
□ Factory modification

Factory Modification	Floor Standing Type		Duct Type
	Direct Air Blow	Duct Connection	
Change fan motor and pulley	–	□	□
Discharge grill plenum chamber	○	□	□
Side discharge grill on discharge plenum chamber	□	□	–
Front suction high efficiency filter chamber	–	□	–
Front suction base flange for front suction high efficiency filter chamber	–	□	–
Suction grill for front suction high efficiency filter chamber	–	□	–
Rear suction	–	□	–
Drain pump	□	□	–
Change 2 blowers to reduce noise for direct flow	–	□*	–
2 step airflow by toggle switch	□	–	–

Note:  
\* For FVPR18PY2S only



# Specifications

## ■ FLOOR STANDING TYPE

### DIRECT AIR BLOW

Model Name	Indoor unit		FVGR08PV2S		FVGR10PV2S		
	Outdoor unit		RZUR08PY2S		RZUR10PY2S		
Cooling capacity <sup>1</sup> (Max.)		Btu/h	74,000		96,000		
		kW	20.5 (21.7)		26.4 (28.1)		
Power consumption <sup>1</sup>		kW	7.65		9.36		
Indoor unit	Power supply		1 Phase, 220 V, 50 Hz				
	Colour		Ivory White				
	Air flow rate (H)		m³/min	80			
			cfm	2,830			
	Fan	Motor output		1Ø AC 0.245 + 0.245kW			
		Drive		Direct Drive 3 Speed			
	Dimensions (H× W× D)		mm	1,870 × 1,170 × 510			
	Machine weight		kg	149			
Sound level		dB(A)	61				
Drain		mm	PS 1B Internal thread				
Outdoor unit	Power supply		3 Phase, 380–415 V, 50 Hz				
	Colour		Ivory white				
	Compressor	Type	Hermetically sealed scroll type				
		Motor output	kW	3.4×1		4.5×1	
	Air flow rate (H)		m³/min	178			
	Dimensions (H× W× D)		mm	1,657× 930 × 765			
	Machine weight		kg	175		185	
	Sound level <sup>2</sup>		dB(A)	56		57	
	Operation range		°CDB	10 to 49			
Refrigerant charge		kg	5.9		6.7		
Refrigerant Piping	Liquid	mm	Ø 9.5 (Brazing)		Ø 22.2 (Brazing)		
	Gas	mm	Ø 19.1 (Brazing)		Ø 22.2 (Brazing)		
Max. piping length		m	70 (equivalent length 90 m)				
Max. level difference		m	50				

## ■ FLOOR STANDING TYPE

### DUCT CONNECTION

Model Name	Indoor unit		FVPR10PY2S	FVPR15PY2S	FVPR18PY2S
	Outdoor unit		RZUR10PY2S	RZUR15PY2S	RZUR18PY2S
Cooling capacity*1 (Max.)		Btu/h	96,000	150,000	176,000
		kW	26.4 (28.1)	41.0 (44.0)	49.8 (51.6)
Power consumption*1		kW	9.01	18.30	23.06
Indoor unit	Power supply		3 Phase, 380 V, 50 Hz		
	Colour		Ivory White		
	Air flow rate (H)	m³/min	80	120	162
		cfm	2,830	4,240	5,720
	External static pressure³		147		
	Fan	Motor output	3Ø AC 1.5kW	3Ø AC 2.2kW	3Ø AC 3.7kW
		Drive	Belt Drive		
	Dimensions (H×W×D)	mm	1,740 × 1,170 × 510	1,870 × 1,170 × 720	1,870 × 1,470 × 720
	Machine weight	kg	156	200	250
	Sound level	dB(A)	61	62	63
Drain	mm	PS 1B Internal thread			
Outdoor unit	Power supply		3 Phase, 380–415 V, 50 Hz		
	Colour		Ivory white		
	Compressor	Type	Hermetically sealed scroll type		
		Motor output	kW	4.5×1	(3.5×1)+(3.5×1)
	Air flow rate (H)	m³/min	178	257	297
	Dimensions (H×W×D)	mm	1,657 × 930 × 765	1,657 × 1,240 × 765	
	Machine weight	kg	185	260	291
	Sound level*2	dB(A)	57	60	65
	Operation range	°CDB	10 to 49		
	Refrigerant charge	kg	6.7	8.2	11.7
Refrigerant Piping	Liquid	mm	Ø 9.5 (Brazing)	Ø 12.7 (Brazing)	Ø 15.9 (Brazing)
	Gas	mm	Ø 22.2 (Brazing)	Ø 28.6 (Brazing)	
Max. piping length		m	70 (equivalent length 90 m)		
Max. level difference		m	50		

Note :

\*1. Indoor temp.: 27°CDB, 19°CWB / outdoor temp.: 35°CDB / Equivalent piping length: 7.5 m, level difference: 0 m.

\*2. Anechoic chamber conversion value, measured at a point 1 m in front of the unit at a height of 1.5 m.

During actual operation, these values are normally somewhat higher as a result of ambient conditions and oil recovery mode.

When there is concern for noise the surrounding area such as residences, we recommend investigating the installation location and taking soundproofing measures.

\*3. The value is the external static pressure with standard pulley.



## DUCT TYPE

Model Name	Indoor unit		FDR08PY2S	FDR10PY2S	FDR15PY2S	FDR18PY2S	
	Outdoor unit		RZUR08PY2S	RZUR10PY2S	RZUR15PY2S	RZUR18PY2S	
Cooling capacity*1 (Max.)		Btu/h	74,000	96,000	150,000	176,000	
		kW	20.5 (21.7)	26.4 (28.1)	41.0 (44.0)	49.8 (51.6)	
Power consumption*1		kW	8.47	10.11	19.34	26.49	
Indoor unit	Power supply		3 Phase, 380 V, 50 Hz				
	Colour		Ivory White				
	Air flow rate (H)		m <sup>3</sup> /min	78	166		
			cfm	2,750	5,860		
	External static pressure*3		Pa	98	147		
	Fan	Motor output		3Ø AC 1.5kW		3Ø AC 3.7kW	
		Drive		Belt drive			
	Dimensions (H× W× D)		mm	500× 1,330× 850		625× 1,980× 850	
	Machine weight		kg	108		202	
	Sound level		dB(A)	53		60	
Drain		mm	PS 3/4B Internal thread		PS 1B Internal thread		
Outdoor unit	Power supply		3 Phase, 380–415 V, 50 Hz				
	Colour		Ivory white				
	Compressor	Type		Hermetically sealed scroll type			
		Motor output	kW	3.4×1	4.5×1	(3.5×1)+(3.5×1)	(4.9×1)+(4.2×1)
	Air flow rate (H)		m <sup>3</sup> /min	178		257	297
	Dimensions (H× W× D)		mm	1,657× 930× 765		1,657× 1,240× 765	
	Machine weight		kg	175	185	260	291
	Sound level*2		dB(A)	56	57	60	65
	Operation range		°CDB	10 to 49			
	Refrigerant charge		kg	5.9	6.7	8.2	11.7
Refrigerant Piping	Liquid	mm	Ø 9.5(Brazing)		Ø 12.7 (Brazing)		Ø 15.9 (Brazing)
	Gas	mm	Ø 19.1 (Brazing)		Ø 22.2 (Brazing)		Ø 28.6 (Brazing)
Max. piping length		m	70 (equivalent length 90 m)				
Max. level difference		m	50				

Note :

\*1. Indoor temp: 27°CDB, 19°CWB / outdoor temp.: 35°CDB / Equivalent piping length: 7.5 m / level difference: 0 m.

\*2. Anechoic chamber conversion value, measured at a point 1 m in front of the unit at a height of 1.5 m.

\*3. The value is the external static pressure with standard pulley.

During actual operation, these values are normally somewhat higher as a result of ambient temperature, installation location and taking soundproofing measures.

When there is concern for noise the surrounding area such as residences, we recommend taking the installation location and taking soundproofing measures.

\*3. The value is the external static pressure with standard pulley.



## Option

### FLOOR STANDING TYPE

Option	Direct Air Blow	Duct Connection		
	FVGR-PV2S	FVPR10PY2S	FVPR15PY2S	FVPR18PY2S
Discharge grill plenum chamber (Including pulley and belt)	—	BPCV10P	BPCV16P	BPCV20P

### DUCT TYPE

Option	FDR08/10PY2S	FDR15/18PY2S
Discharge grill plenum chamber (Including pulley and belt)	BPCD10P	BPCD20P

### CONTROL SYSTEM

Option	FVGR-PV2S	FVPR-PY2S	FDR-PY2S
Simplified remote controller	—	—	BRC2E61
Navigator remote controller	—	—	BRC1E63
Wiring adaptor for electrical appendices (Group control adaptor)	—	KRP4AA51 ★	—
Adaptor for wiring (operation status output)	—	BRP11B61	—
Remote sensor (for indoor temperature)	—	BRCS01A-1	—
Mounting plate for adaptor PCB	—	—	BRP45A ☆

Note :

Mounting plate ☆ is necessary for each adaptor marked ★.

**Warning**

- Ask a qualified installer or contractor to install this product. Do not try to install the product yourself. Improper installation can result in water or refrigerant leakage, electrical shock, fire or explosion.
- Use only those parts and accessories supplied or specified by Daikin. Ask a qualified installer or contractor to install those parts and accessories. Use of unauthorised parts and accessories or improper installation of parts and accessories can result in water or refrigerant leakage, electrical shock, fire or explosion.
- Read the user's manual carefully before using this product. The user's manual provides important safety instructions and warnings. Be sure to follow these instructions and warnings.

**Notice**

- About harmonics, since this product is equipped with an inverter, harmonics will be generated. If local laws require the suppression of harmonics on the building, please take harmonic suppression measures on the electrical equipment side. Please contact your local sales company for details.

If you have any enquiries, please contact your local importer, distributor and/or retailer.

**Cautions on product corrosion**

1. Air conditioners should not be installed in areas where corrosive gases, such as acid gas or alkaline gas, are produced.
2. If the outdoor unit is to be installed close to the sea shore, direct exposure to the sea breeze should be avoided. If you need to install the outdoor unit close to the sea shore, contact your local distributor.

**SIAM DAIKIN SALES CO., LTD.**

22 Soi On Nut 55/1  
Prawet Subdistrict, Prawet District  
Bangkok 10250

Tel. 0-2838-3200  
Fax. 0-2721-7607

