



40VQS Series

Chilled water coil 1-way cassette
14,400 - 45,390 BTUH



BBAIR
GROUP
www.bbairtrading.com



40VQS 1-Way Cassette type Series

Features

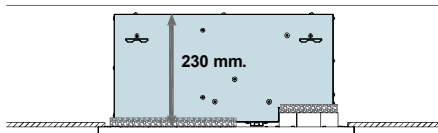
Horizontal louver/ Air discharge

The air discharge direction can be changed.

Air filter

Filter out dust (Behind the air intake grille).

Compact design ultra slim body with a minimum of 230 mm. especially suitable for narrow ceiling places.



Model 12,000 Btu/Hr.



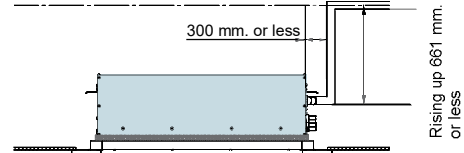
Air intake grille

Air intake in through here.

Earth screw

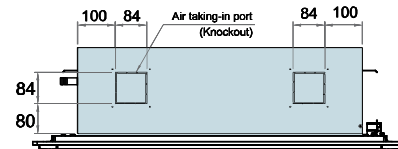
Inside the electric box.

Standard built-in drain pump with 661 mm. Pump head and slim body makes the installation free from limitation of story height.




Housing construct made from galvanized steel, with the assembly easily removable from the basic unit.

Fresh air intake port for high quality air supply requirement, creates more comfort and healthy environment.



Blue fin with Epoxy and Hydrophilic coating

- Prevents dirt from sticking to the fins
- Condensation water flows and water away dirt
- Anti-corrosion caused by oxidation
- Increases the efficiency of heat exchanger



Controller standard and optional



CARR-ACX33CE-CRD + CARR-INTLCD54 (Standard)




CARR-INTDT09 (Option)



CARR-INTDT09-WIFI (Option)

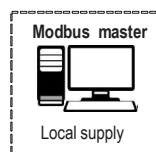
IAQ Filter Model TCB-ACFC1CPE (Option)



BAS controller (Option)

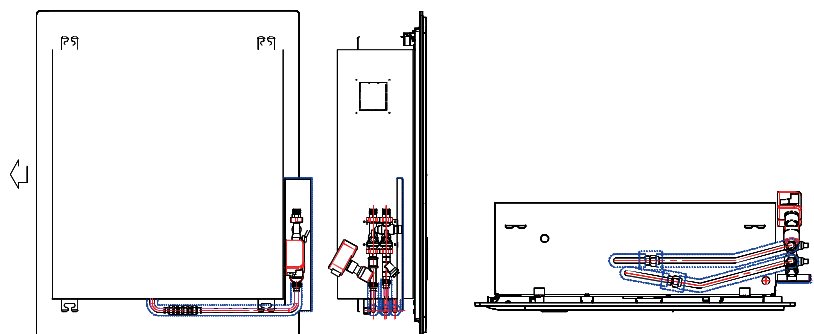
Model CARR-INTM9DT09X

- Open communication protocol Modbus RS-485
- Manages the DC motor or EC motor
- Manages the valve actuator proportional type
- External contract for key card ON-OFF



Built in PICV (Option)

Factory assembled nest of valves and accessories help installers avoid installation mistakes onsite.





The perfect choice for Lobby small size, meeting room, hotels and reception areas.

Special Feature

- Auto swing mechanism guarantees even distribution of air flow and better balance of room temperature SWING MODE with vertical supply grille ensures coolness throughout the room. Easily to maintenance.
- Adjustable Fan Speed with AUTO FAN cools down the room quickly. MICROPROCESSOR enables precise temperature control up to 1 degree Celsius.
- TIME DELAY, installed safety protection system, protects and prolongs usage life of compressor by delaying it for 3 minutes before restarting.
- New slim design and new color make 40VQS blended to your decor of any room. Durable anti-rust casing helps the unit last longer.
- Washable filter enhances Indoor Air Quality.

Specification

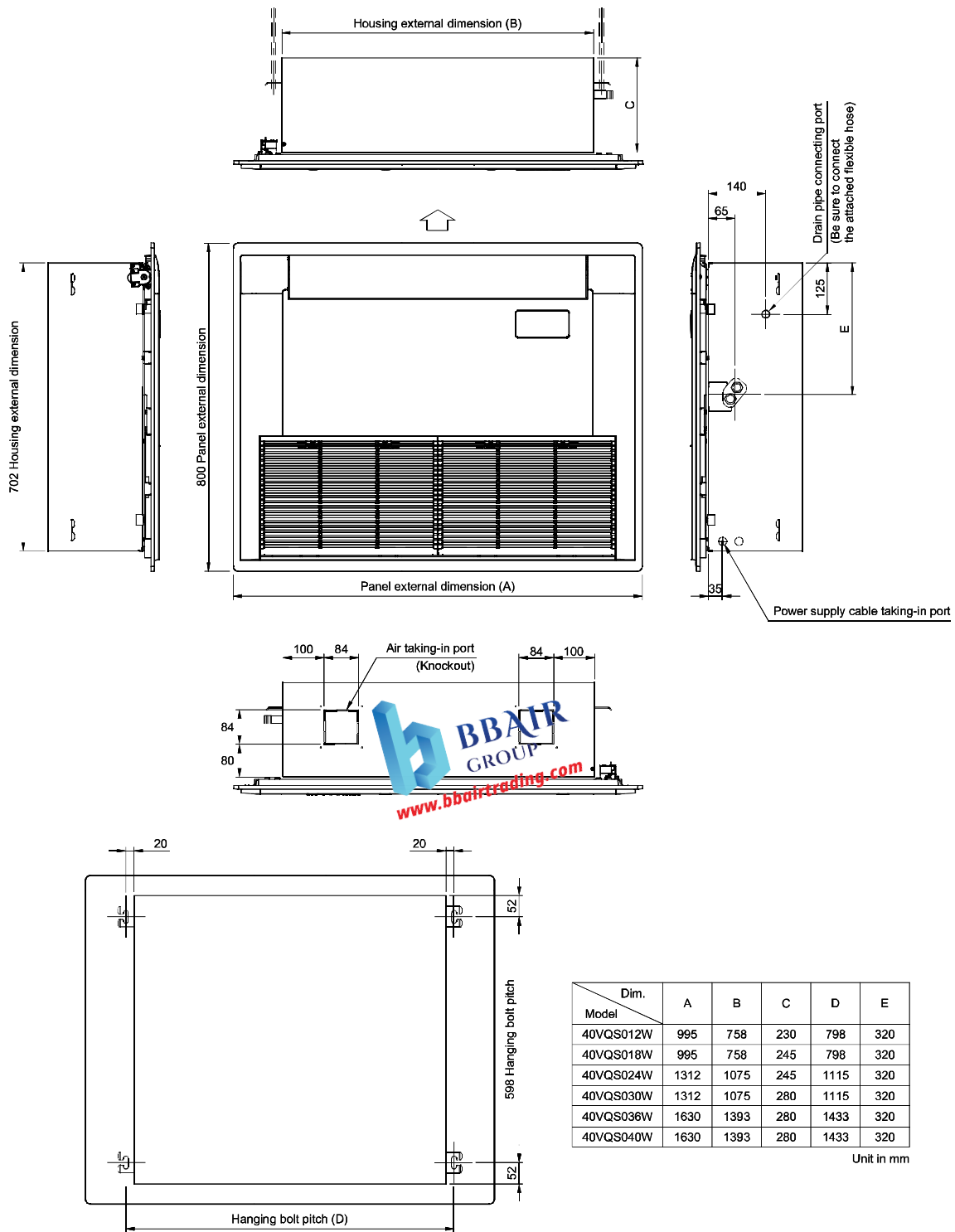
Description		Chilled Water Coil - 1 Way Cassette Type						
Model Name		40VQS						
		012W	018W	024W	030W	036W	040W	
Cooling Capacity	W	4,220	6,100	7,650	9,730	11,750	13,510	
	Btu/hr.	14,400	20,800	26,100	33,200	40,100	46,100	
Power Supply	V/Ph/Hz	220V / 1Ph / 50Hz.						
Power Consumption	W	63	86	130	175	152	251	
Operating Current	Amp.	0.30	0.40	0.59	0.80	0.69	1.18	
Indoor Air Circulation, Max.	cmh	680	1,020	1,360	1,700	2,040	2,380	
	cfm	400	600	800	1,000	1,200	1,400	
Fan Motor	Type	AC Motor (BLDC Motor optional)						
	Q'ty	1	1	1	1	1	1	
Blower	Type	Double inlet centrifugal forward curve						
	Drive type	Direct						
	Dia. x Length	mm	152 x 164	164 x 127 164 x 201	164 x 201	187 x 201	187 x 231	187 x 231
	Q'ty		2	1, 1	2	2	2	2
Heat Exchanger	Face Area	Sq.m	0.156	0.211	0.244	0.260	0.273	0.307
		Sq.ft	1.679	2.274	2.627	2.802	2.940	3.307
	Row		2	2	2	3	3	3
	Tube size / type	Copper tube 7.00 mm / Smooth						
Fin per Inch / Material type	18 FPI / Aluminium							
Unit Dimension (H x DWx W)	Housing	mm	230 x 758 x 702	245 x 704 x 702	245 x 1,075 x 702	280 x 1,075 x 702	280 x 1,393 x 702	280 x 1,393 x 702
	Ceiling Panel	mm	30 x 995 x 800		30 x 1,310 x 800		30 x 1,610 x 800	
Net Weight	Housing	kg	24.0	27.0	32.0	37.0	42.0	44.0
	Ceiling Panel	kg	4.0		5.0		6.5	
Connecting Pipe	Water Inlet	inch	1/2	1/2	1/2	1/2	1/2	1/2
	Water Outlet	inch	1/2	1/2	1/2	1/2	1/2	1/2
	Water connecting type	Flair nut (Female Pipe Thread)						
Drain O.D.	inch	1/4" (32 mm.) (VP25)						

Performance data

Model	Entering Chilled Water Temp. F	Entering Air Temp (Fdb / Fwb)															
		76 / 63				78 / 65				80 / 67				82 / 69			
		Total Capacity	Sensible Capacity	Chilled Flowrate	Water Pressure Drop	Total Capacity	Sensible Capacity	Chilled Flowrate	Water Pressure Drop	Total Capacity	Sensible Capacity	Chilled Flowrate	Water Pressure Drop	Total Capacity	Sensible Capacity	Chilled Flowrate	Water Pressure Drop
40VQS012W	40	13,200	10,200	2.63	10.80	15,300	10,900	3.05	14.00	17,500	11,600	3.49	17.70	19,800	12,300	3.95	22.00
	45	10,100	8,800	2.02	6.70	11,600	9,300	2.32	8.50	13,400	9,900	2.68	10.90	15,800	10,600	3.14	14.40
	50	7,400	7,300	1.47	3.80	8,500	7,900	1.70	4.80	10,000	8,400	2.00	6.40	11,600	9,000	2.32	8.30
40VQS018W	40	19,200	14,900	3.82	12.30	22,100	15,900	4.40	15.80	25,300	16,900	5.04	20.00	28,600	17,900	5.71	24.90
	45	14,600	12,800	2.91	7.50	16,700	13,600	3.34	9.50	19,400	14,400	3.87	12.30	22,700	15,400	4.52	16.20
	50	10,700	10,700	2.13	4.30	12,200	11,400	2.44	5.40	14,400	12,300	2.87	7.20	16,700	13,100	3.34	9.30
40VQS024W	40	24,100	19,100	4.79	11.00	27,800	20,300	5.54	14.20	31,900	21,500	6.35	18.00	36,200	22,800	7.20	22.40
	45	18,400	16,300	3.67	6.80	21,100	17,400	4.20	8.60	24,200	18,400	4.84	10.90	28,500	19,700	5.69	14.50
	50	13,600	13,600	2.72	4.00	15,400	14,600	3.07	4.90	18,100	15,700	3.62	6.50	21,000	16,700	4.19	8.40
40VQS030W	40	30,800	24,400	6.13	6.20	35,200	25,800	7.01	7.80	40,300	27,400	8.03	9.80	45,800	29,100	9.13	12.30
	45	23,100	20,700	4.61	3.70	26,700	22,100	5.34	4.70	31,100	23,500	6.21	6.20	36,000	25,000	7.17	7.90
	50	17,000	17,000	3.40	2.10	19,500	18,500	3.89	2.70	22,800	20,000	4.55	3.50	26,700	21,300	5.32	4.60
40VQS036W	40	37,200	29,400	7.41	7.30	42,800	31,200	8.53	9.30	48,800	33,100	9.72	11.70	55,500	35,100	11.05	14.60
	45	28,000	25,000	5.59	4.40	32,500	26,700	6.48	5.70	37,600	28,400	7.51	7.30	43,700	30,200	8.71	9.50
	50	20,600	20,600	4.12	2.50	23,700	22,400	4.74	3.20	27,600	24,000	5.52	4.20	32,300	25,700	6.46	5.50
40VQS040W	40	42,800	34,000	8.52	6.20	49,100	36,000	9.78	7.90	56,200	38,300	11.19	9.90	63,800	40,500	12.71	12.40
	45	32,100	28,900	6.41	3.70	37,300	30,800	7.45	4.80	43,200	32,800	8.61	6.20	50,200	34,900	10.02	8.00
	50	23,700	23,700	4.74	2.10	27,300	25,900	5.45	2.80	31,600	27,800	6.31	3.50	37,200	29,700	7.43	4.70

Unit Dimensions

40VQS012W-040W



บริษัท แคนเรียร์ (ประเทศไทย) จำกัด
 1858/63-74 ชั้น 14, 15
 ถ.เทพรัตน กม. 4.5 แขวงบางนาใต้
 เขตบางนา กรุงเทพฯ 10260
 โทร. 0-2090-9999 แฟกซ์: 0-2751-4778

Carrier (Thailand) Ltd.
 1858/63-74, 14th, 15th Floor,
 Debaratna Road, Km.4.5, Bangna Tai,
 Bangna Bangkok 10260 Thailand
 Tel. 0-2090-9999 Fax: 0-2751-4778

บริษัทฯ ขอสงวนสิทธิ์ที่จะเปลี่ยนแปลงรายละเอียดข้างต้น โดยไม่ต้องแจ้งให้ทราบล่วงหน้า
 Carrier reserves the right to make changes in specifications without prior notice.



YOUR CARRIER MAN :