



LARGE COMMERCIAL



Split System 21-67 Tons
RAUT/TTV R410A Series 50Hz

TRANE
TECHNOLOGIES



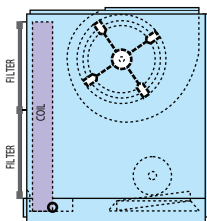
 BBAIR
GROUP
www.bbaitrading.com

System Performance Matrix

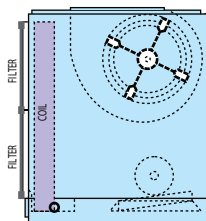
Model		Evaporator Airflow	Total Capacity	Sensible Capacity
Outdoor	Indoor	CFM	MBH	MBH
RAUT250	TTV250	6,600	245	167
		7,760	250	177
		9,050	258	190
RAUT300	TTV300	7,900	294	190
		9,240	300	214
		10,600	309	227
RAUT400	TTV400	10,300	392	272
		12,120	400	288
		13,900	412	306
RAUT500	TTV500	12,900	491	345
		15,400	500	365
		17,400	515	389
RAUT600	TTV600	15,400	589	425
		18,080	600	450
		20,800	618	480
2xRAUT400	TTV800	20,600	785	544
		24,240	800	576
		27,800	824	612

Notes : 1. Matching capacities based on ambient temperature of 95°F and 80/67°F air dry bulb/wet bulb entering the air handler coil.
2. Product design and specification are subject to change without notice.

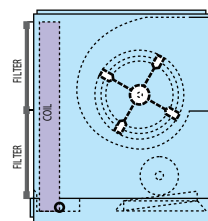
Fan Arrangement



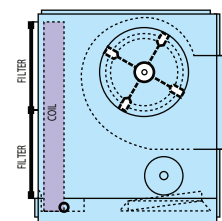
Arrangement 1
(Standard arrangement
for TTV250-600)



Arrangement 2



Arrangement 3



Arrangement 4

General Data - Condensing Units

Model	Indoor Unit		TTV250	TTV300	TTV400	TTV500	TTV600	TTV800
	Outdoor Unit		RAUT250	RAUT300	RAUT400	RAUT500	RAUT600	2xRAUT400
Performance Data	Nominal Cooling Capacity	Btu/h	250,000	300,000	400,000	500,000	600,000	800,000
	Airflow	CFM	7,760	9,240	12,120	15,130	18,080	24,240
Indoor Unit								
Electrical Data	Power Supply	V/ph/Hz	380-415/3/50					
No. of Refrigerant Circuit			2	2	2	2	2	2
Expansion Device	Type		Thermostatic Expansion Valve					
Fan	Type		Forward Curve Centrifugal Fan					
	Qty		1	1	1	1	1	1
Fan Motor	Output	Hp	5.5	7.5	7.5	10	15	20
	RLA x Qty	A	8.6	12	12	15.2	22	29.6
Pre-Filter	Type		1-in Thickness Washable Aluminium					
Dimensions	H x W x D	mm	1,219x1,808x1,040	1,372x1,808x1,040	1,520x2,088x1,040	1,653x2,596x1,275	1,777x2,596x1,275	2,045x2,952x1,375
Weight	Uncrated (net)	kg	343	421	487	685	749	900
Refrigerant Pipe Size	Liquid	in	5/8	5/8	5/8	5/8	5/8	5/8
	Suction	in	1-5/8	1-5/8	1-5/8	1-5/8	1-5/8	1-5/8
Outdoor Units (per each)								
Electrical Data	Power Supply	V/ph/Hz	380-415/3/50					
No. of Refrigerant Circuit			1	1	1	2	2	1
Compressor	Type		Hermetic Scroll					
	RLA x Qty	A	19.8 x 2	26.3 x 2	29.2 x 2	19.8 x 4	26.3 x 4	29.2 x 2
Fan Motor	RLA x Qty	A	3.4 x 2	3.4 x 2	2.4 x 2	5.3 x 2	5.3 x 2	2.4 x 2
Fan	Nominal Airflow	CFM	15,400	15,400	15,400	29,000	29,000	15,400
Dimensions	H x W x D	mm	1,790 x 1,700 x 840			2,200 x 2,380 x 1,150		1,790 x 1,700 x 840
Weight (Each)	Uncrated (net)	kg	345	360	400	860	890	400
Piping Connection Type			Braze connection					
Refrigerant Pipe Size	Liquid	in	5/8	5/8	5/8	5/8	5/8	5/8
	Suction	in	1-5/8	1-5/8	1-5/8	1-5/8	1-5/8	1-5/8
Refrigerant			R410A					

Note: 1. Capacity is rated at ARI conditions of 80/67 °FDW/ °FWB for Indoor & 95 °FDB for Outdoor.
 2. Unit dimensions depth does not include the dimensions of unit's legs.
 3. Design and specification are subject to change without notice.

Product Specification

Condensing Units - RAUT Model

Standard Features

- Hermetic Scroll compressor.
- Microprocessor Controller with trouble shooting.
- Factory leak and pressure tested at 400 psig.
- Unit panels constructed of 0.9 mm. galvanized steel.
- Exterior panels are cleaned and then chemically treated and finished with a weather-resistant baked polyester powder paint.
- Heavy gauge steel mounting/lifting rails under base.
- Direct-drive, vertical discharge.
- 3-phase motors with permanently lubricated ball bearings.
- Utilization range of plus or minus 10 percent of the nameplate voltage.
- Condenser fan motor(s) built-in thermal overload protection.
- Colored and numbered wiring.
- Come with build-in under/over voltage and phase protection to prevent compressor damage from unstable electrical source.



Air Handling Units - TTV Model

Standard Features

- Vertical or Horizontal discharge configuration.
- Zinc coated, heavy gauge, galvanized steel cabinet finished with a baked polyester powder paint.
- Completely insulated with fire retardant polyethylene foam.
- Factory installed thermal expansion valve(s).
- Evaporator coil leak-tested.
- Double inlet, double width, forward curved centrifugal type evaporator fan(s) with fixed belt drive.
- Thermal overload protection for the evaporator fan motor.
- Washable air filters.
- Oversized motors for high static pressure applications (Optional).



Features Summary



Micro processor controller



1, 2, 4 Stage Thermostat Digital Display (Option)



1 or 2 Stage Thermostat - Without Display (Option)



AHU Starter Panel (Option)

- High compressor FERs.
- Less vibration and quieter operation.
- Compressor Protection with thermal Overload Protector. External high and low pressure switches.
- Tandem Capability: Achieves high part load efficiencies and additional part load control.
- Oil charging valves.
- 3 Wire DOL Starter, minimizing field installation.

Trane Multi-Stage Thermostat controlled by microprocessor is available for 1, 2 and 4 stage monitor, 7-segment display, 15°C–30°C temperature setting, connectable with the external sensor & auto-restart function with ON/OFF switch.

Robust Casing

- Corrosion resistant coated coils as an option.
- Weather resistant baked matt polyester powder painted GI panels.
- Heavy gauge welded steel base with mounting holes.
- Aluminium blade propeller fans.
- Fully factory leak and pressure tested.

Micro Controller with labeled and numbered wiring.

- New PCB with 7-segment display is more user friendly and helpful to easily understand the code.
- Troubleshooting status display helps reduce service time.
- Higher reliability than traditional hard wired systems.

Option

Trane 1,2,4 Stage Thermostat provides with & without display, operation control of chilled water fan coil and AHU, 16°C - 30°C temperature setting, 4-level compressor monitor & display of compressor status.

Trane AHU Starter Panel particularly controls the HVAC system. Integrated with motor and compressor protection system, reliable according to UL/IEC/NEMA standard and easy to install.



Trane (Thailand)

1126/2, 30th-31st Fl., Vanit Building 2, New Petchburi Road, Makkasan, Ratchthevee, Bangkok, 10400

☎ 0-2761-1111

©2022 Trane. All Rights Reserved.
RAUT-EN June 22, 2022

